

PHOTODETECTOR MODULE P30USB SERIES

DESCRIPTION

The P30USB is a plug-and-play photodetector module configured for photon counting. It comprises a selected 25mm diameter end window photomultiplier tube with ultra-low dark counts, a positive high voltage power supply, a high speed amplifier-discriminator, a counter, and a microcontroller. A photomultiplier with a bialkali photocathode is used for blue-green detection (P30USB), and an S20 photocathode is used for red detection (P30USB-O1). All are encapsulated within a cylindrical mumetal* case, providing a high level of immunity from the effects of external magnetic fields. Low voltage and signal output connections to the module are by flying leads. The photomultiplier high voltage is factory set.



APPLICATION

Intended for ultra-low light measurements requiring single photon detection via a USB interface to a host PC.

FEATURES

- Simplicity of operation
- Minimal set up time
- Compact cylindrical assembly
- Electrostatic and magnetic shielding
- USB interface
- UV window option
- 100MHz count rate capability (P30USB only)
- Automatic dead time correction (P30USB only)
- Operates from +5V supply
- Preset discriminator level and HV
- Fully enclosed high voltage
- Only 600 mW total power dissipation (typical)
- Discriminator threshold preset to - 2mV
- HV factory set for optimum operating voltage
- Will operate with any PC running Windows® 2000, XP, Vista or Windows® 7

PHOTODETECTOR MODULE P30USB SERIES

USER MANUAL

A manual giving detailed installation, start-up software and programming procedures is supplied with every module by email after receipt of order.

TEST DATA

Test data including photocathode parameters and dark counts can be supplied by e-mail upon request.

CHARACTERISTICS

PHOTOCATHODE TYPE Bialkali or S20	OUTPUT USB
PHOTOCATHODE ACTIVE DIAMETER 25 mm	CONTROL See user manual
SPECTRAL RESPONSE RANGE See curves	DISCRIMINATOR LEVEL -2 mVt
PEAK QE (TYP) See curves	INPUT VOLTAGE +4.75 V to +5.25 V
POWER INPUT AT 10^6 S^{-1} +5 V, 125 mA	HUMIDITY (NON-CONDENSING) 93 % RH maximum at 30 °C
WARM UP TIME < 2s	WEIGHT 285g
DARK COUNTS AT 20 °C P30USB typ. 100 s P30USB max. 200 s DARK COUNTS AT 20 °C P30USB-01 typ. 2000 s P30USB-01 max. 10000 s	TEMPERATURE Operating +5 °C to +55 °C Storage -40 °C to +55 °C
	OPERATING POSITION ANY FINISH Matt black

PHOTODETECTOR MODULE P30USB SERIES

USER I/O CONNECTIONS

TTLinput and output lines are available for control of the module and to command peripheral operations.

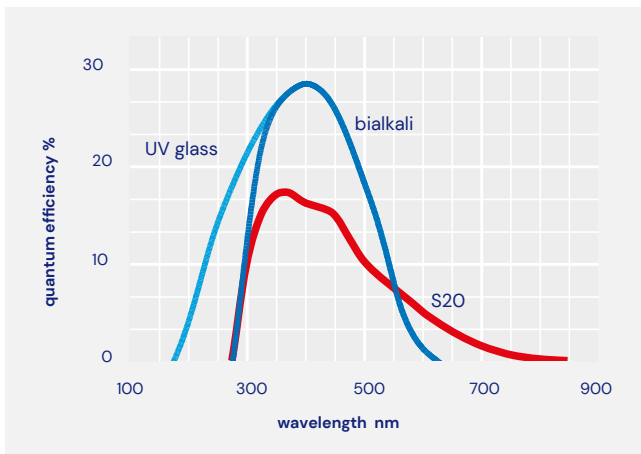
TRIGGER INPUT (GREY)

Start command for cycle defined by software

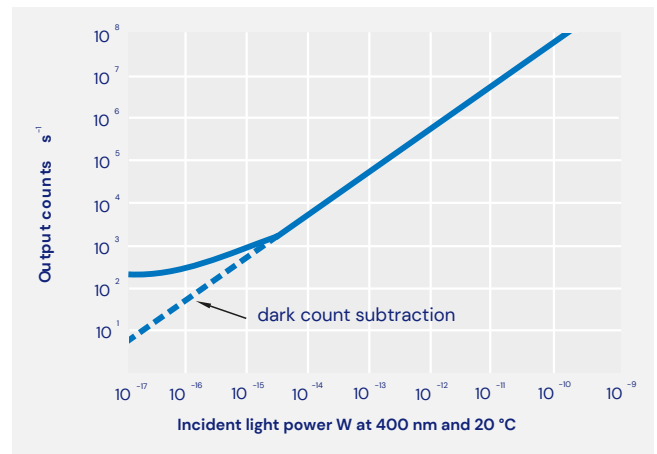
USER OUTPUT (VIOLET)

start command for user applications. For example: activate shutter; busy indicator

PHOTOCATHODE SPECTRAL RESPONSE



DYNAMIC RANGE



Typical counting sensitivity for P30USB at 400 nm. Note that automatic dead time correction has been applied at high count rates. The dynamic range can be further extended at low count rates by dark count subtraction by the user.

PHOTODETECTOR MODULE P30USB SERIES

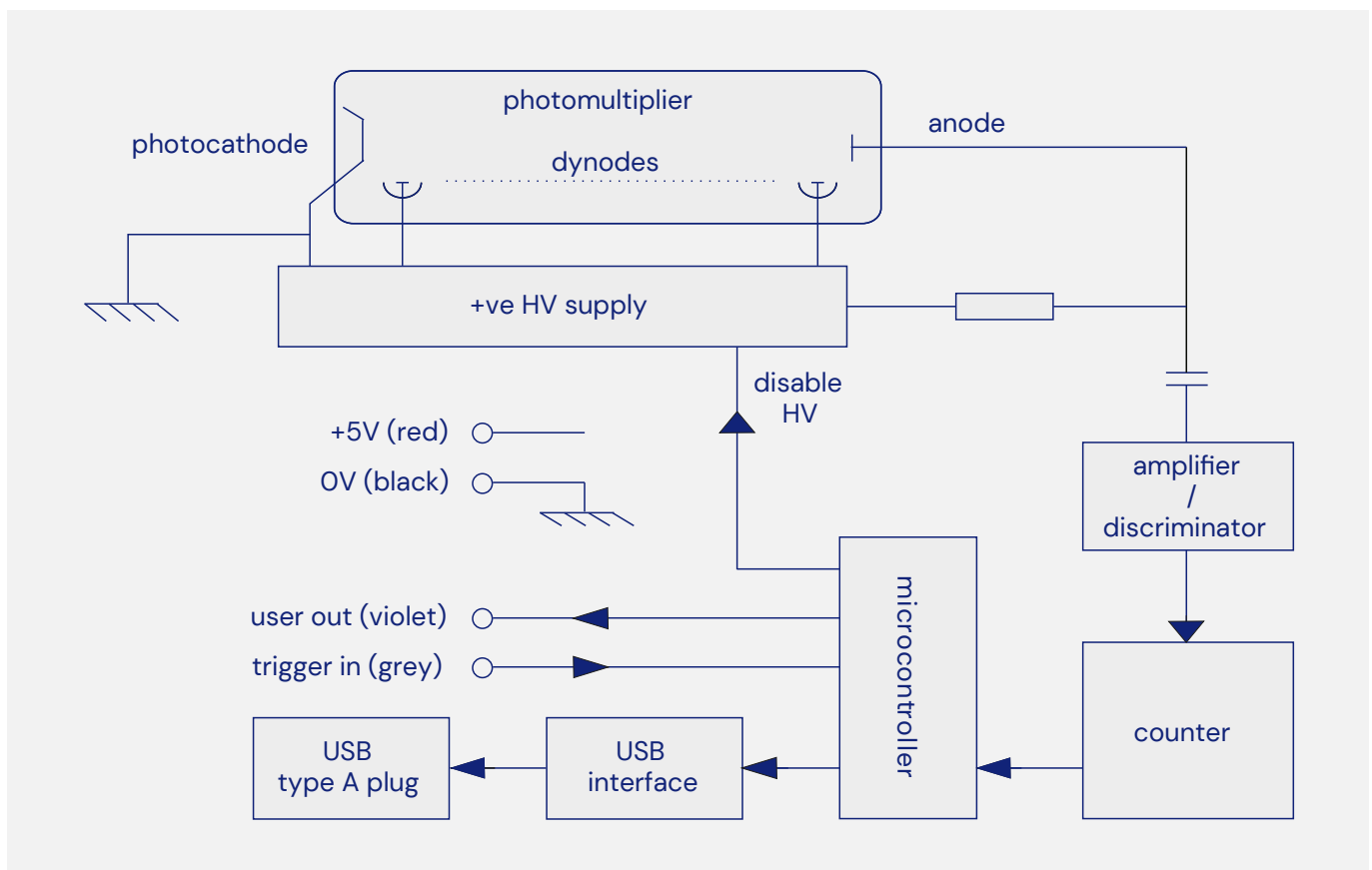
INSTALLATION AND OPERATION

Each module is supplied with test data. Wherever possible installation should be carried out in subdued light.

Remove the protective cap from the module. If necessary, clean the photomultiplier window using a lens tissue moistened with alcohol. Do not use any other solvent. Mount the module and make power input and signal connections.

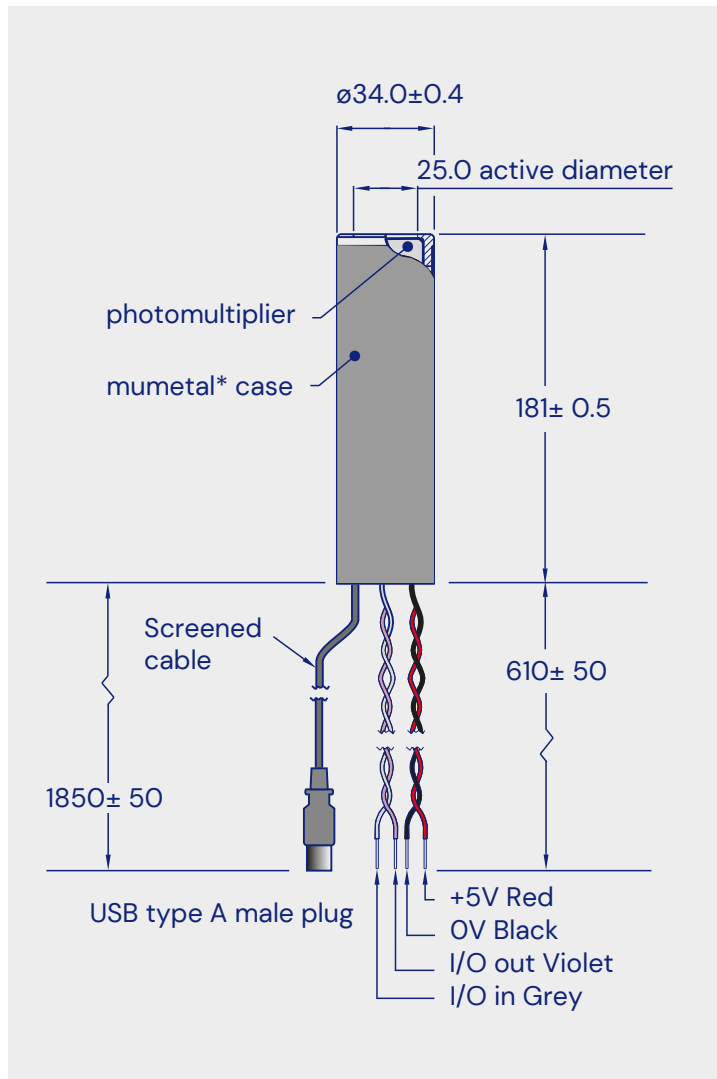
Do not expose the photomultiplier tube photocathode to strong lights while the module is energised.

FUNCTIONAL DIAGRAM



PHOTODETECTOR MODULE P30USB SERIES

OUTLINE DRAWING MM



WARNING

Do not attempt to repair or dismantle this product. High voltage used within the module presents an electric shock hazard.

Do not operate beyond the maximum ratings, or reverse the input voltage; this may result in loss of performance or permanent damage to the product.

*mumetal is a registered trademark of Magnetic Shield Corporation